

# THE COUNTY CHRONICLE

## COUNTY OF WARNER NO. 5



SPRING 2015



*The Balog family: Left to right, Becky and Jamin Doherty, Beth Balog and Lee Ainscough, Ken and Nora Balog, Bruce and Paula Balog and Blake Balog. Insert: newest member of the family Emily Balog.*

## Congratulations to the **KEN and NORA BALOG** farm family!

The Calgary Stampede and BMO Bank of Montreal will be hosting the Awards Ceremony during this year's Stampede to hand out this award to the deserving Southern Albertan Recipients.

Spring is here again and the County of Warner is pleased to be sending out another issue of our County Chronicle. This issue includes important information regarding dated for service requests, county happenings and other items we feel that would be of interest to all living and working in the County of Warner.

*We hope that everyone enjoys what this issue of the County Chronicle has to offer.*

### COUNTY OF WARNER NO. 5

AGRICULTURE SERVICE BOARD  
202 County Road, Box 90  
Warner, AB T0K 2L0

Phone: (403) 642-2255 • Fax: (403) 642-2256  
Toll Free Call: 1-866-642-2221

Jamie Meeks, *Agriculture Fieldman*  
Cathy Preston, *Assistant Fieldman*  
Patty Davis, *Ag Service Board/Conservation Tech*  
Website: [www.warnercounty.ca](http://www.warnercounty.ca)

#### COUNTY OF WARNER NO. 5 ADMINISTRATION OFFICE

300 County Road, Box 90, Warner, AB, T0K 2L0  
Phone: (403) 642-3635 • Fax: (403) 642-3631  
New Toll Free Number: 1-888-642-2241

.....  
SHAWN HATHAWAY, *Administrator*  
\*TYLER NELSON, *GPS/GIS Coordinator*  
MORGAN STRATE, *Property Assessor*  
RANDY SHAW, *Accountant*

#### PUBLIC WORKS CONTACTS:

Phone: (403) 642-3833  
Fax: (403) 642-3832  
New Toll Free Number: 1-888-642-3831  
LARRY LIEBELT, *Public Works Superintendent*

#### COUNCIL MEMBERS

DAVID CODY, *Division 1* [dcody@warnercounty.ca](mailto:dcody@warnercounty.ca)  
ROSS FORD, *Reeve, Division 2* [rford@warnercounty.ca](mailto:rford@warnercounty.ca)  
PHIL JENSEN, *Deputy Reeve, Division 3* [pjensen@warnercounty.ca](mailto:pjensen@warnercounty.ca)  
RANDY TAYLOR, *Division 4* [rtaylor@warnercounty.ca](mailto:rtaylor@warnercounty.ca)  
BOB JONES, *Division 5* [bjones@warnercounty.ca](mailto:bjones@warnercounty.ca)  
DON HEGGIE, *Division 6* [dheggie@warnercounty.ca](mailto:dheggie@warnercounty.ca)  
GEOFFREY KROKOSH, *Division 7* [gkrokosh@warnercounty.ca](mailto:gkrokosh@warnercounty.ca)





# Managing waste agriculture plastics

By Christina Seidel

Agricultural plastics in the form of baler twine, bale wrap, silage wrap and feed bags of various sizes are a problematic waste for farmers and agricultural businesses, and their use is continuing to increase. In 2013, CleanFARMS Inc., in partnership with Alberta Agriculture & Rural Development (ARD), initiated an Alberta Agricultural Waste Characterization Study, to characterize and quantify significant sources of paper and plastic waste on Alberta farms. The study showed that the total agricultural film waste, including grain bags and silage plastic, is an estimated 3300 to 6400 tonnes per year in Alberta. At the same time, estimates for waste twine were 2000 to 6000 tonnes per year.

These volumes represent a significant waste of resources, as well as a logistical waste management challenge. Landfills may prohibit or limit the disposal of some agricultural plastics, in particular twine, because of the handling challenges it presents and potential damage to equipment. Burning on site is anecdotally

thought to be the predominate means of disposal today, yet research shows that harmful compounds are released from burning plastic at low temperatures. Some, including dioxins and furans, accumulate in soil and bio-accumulate in fat as they move up the food chain.

The largest challenge remains the lack of a provincially-regulated stewardship program. This assertion has been supported by a number of organizations, including the recent resolution passed by Alberta's Agricultural Service Boards, urging Alberta Environment and Sustainable Resource Development to implement a stewardship program that will provide funding and add value to both collection and recycling of Agricultural Plastics in the Province of Alberta.

Christina Seidel operates Sonnevera International Corp., a waste reduction consulting firm and holds a Masters degree in Environmental Design (Environmental Science), as well as a B.Sc. in Mechanical Engineering, and is currently undertaking her PhD in Engineering Management, with a thesis topic of Assessing Recycling Options using Life-Cycle Assessment.



Twine collection site.



Plastic grain bags recycle.

*The County of Warner Ag. Services* will be doing an

## AG. PLASTICS RECYCLING DRIVE

in May, focusing exclusively on grain bags. This is a pilot project to find out if there is a need for County support in the area of grain bag disposal. Lethbridge County has graciously agreed to lend us their grain bag roller. Grain bags must be relatively clean with maximum of 5-10% grain left remaining in bag. You do require a small tractor to operate the roller. Grain bags can be dropped off at the ASB Shop for disposal no later than May 31st. We will be unable to accept bags after that date.

If this is something you would like to participate in, please call Patty at Warner Ag. Services at 403-642-2255 to schedule the use of the grain bag roller.

## 8th Annual Southern Alberta Youth Range Days



**July 14-16, 2015 at Kimball Park**

**Call Stephen Bevans at 403-653-4977 to register**

The Southern Alberta Youth Range Days are an interactive event for youth and families, interested in learning about a variety of rangeland, watershed, wildlife, and other topics related to natural resource management.







# ROADSIDE SPRAYING

## Weed Control in the County

The control of noxious and prohibited noxious weeds in the county is a big part of the Agriculture Service Board's summer program and they work hard every year to ensure that these weeds do not spread. The following methods are used for control:

- ◆ Spraying all newly constructed roads;
- ◆ Spraying all established roads as deemed necessary by the Ag Fieldman
- ◆ Spot spraying for Canada Thistle and other noxious and prohibited weeds;
- ◆ Spraying public areas as necessary.

**If you have any question about which weeds are Noxious or which weeds are considered Prohibited Noxious within the County of Warner, please contact the Ag Fieldman at the Ag Service Board Shop by calling (403) 642-2255**

# Spring is a good time to bait WIREWORMS for research



By Neil Whatley

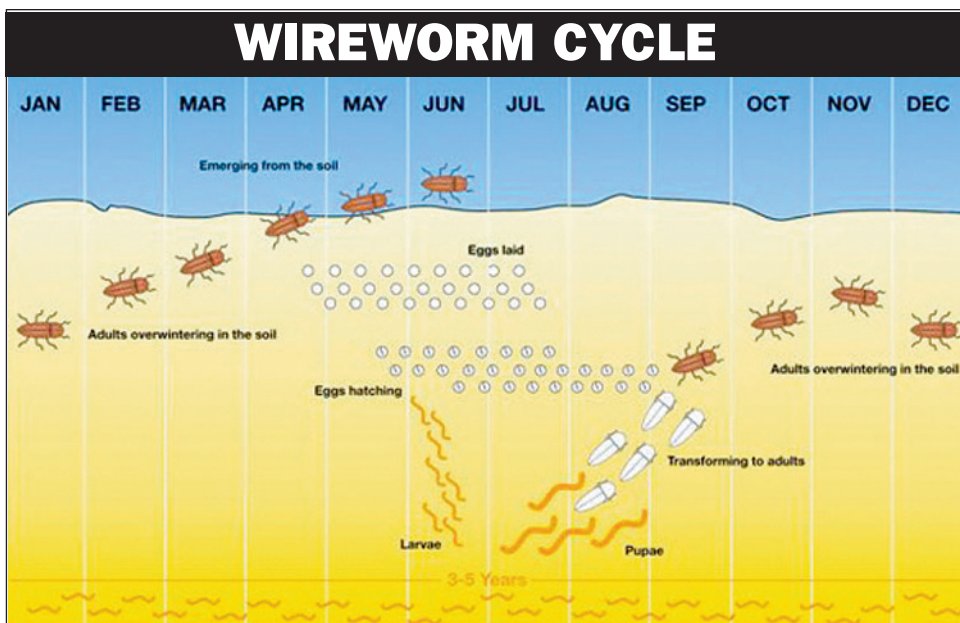
As damage to field crops is poised to escalate, consider playing a proactive role in finding a wireworm control solution for your area by submitting samples to Canada's wireworm research team. Lindane (e.g. Vitavax Dual, etc) insecticide kept wireworm numbers low for several decades

on the Prairies. Since the ban of this organochlorine pesticide in 2004, wireworm damage in field crops is rebounding; some researchers suggesting we may just be catching a glimpse of the tip of the iceberg at this point. Varying from region to region, some 30 different wireworm species exhibit diverse behaviours and lifecycles, making a single control measure improbable. An indi-

vidual region may contain more than one wireworm species. The worm-like larvae can feed on plant roots and germinating seeds for up to 3 to 5 years, depending on the species, before developing into the adult click beetle stage. While current seed treatments may repel wireworms for a growing season, their populations can continue to increase so that these treatment measures begin to fail.

Canada's wireworm research team, headed by Dr. Vernon and Dr. van Herk of Agriculture and Agri-food Canada, is identifying wireworm species and researching control measures. The research team needs to know which specific wireworm species dominates in your farming region so the correct control option(s) can be applied as the problem worsens. Although most crops are susceptible, wireworms prefer eating annual and perennial grasses, so popula-

tions can build up in fields that have extended periods of cereal crops or pasture. Crops grown in recently broken sod are especially vulnerable. Due to a greater amount of soil moisture, wireworms migrate near to the soil surface in early spring, making spring the best time to bait and capture wireworms. Baiting can be as simple as burying a small amount (a cup or so) of a cereal-based product like flour, bran or wheat seeds to a depth of four to six inches into the soil at marked locations randomly across a field. Dig up the baits 10 to 14 days later, collecting wireworms and some field soil (not too wet), and then insert them into a hard plastic container for shipping. There may be more than one species present, so collect as many wireworms as possible.



**MAIL YOUR WIREWORM SAMPLE(S) TO:**

**Dr. Vernon  
Agriculture and Agri-Food Canada  
6947 #7 Hwy, P.O. Box 1000  
Agassiz, B.C. V0M 1A0**

*Please include a brief description of where the sample was collected (nearest town or address), information about your crop rotation in this field over the past 4 years, your name and phone number. Once the species are identified, you will be contacted with the results.*



## Growing Forward 2

### Growing Forward 2 Update

Growing Forward 2 is a federal-provincial-territorial partnership with a mandate to drive an innovative, competitive and profitable Canadian agriculture and agri-food sector.

The five-year Growing Forward 2 policy framework, which came into effect on April 1, 2013, focuses on three priorities: innovation, competitiveness and market development. Growing Forward 2 programs aim to help the industry position itself to respond to future opportunities and challenges and achieve its full potential as a productive and profitable sector of the Canadian economy.

Growing Forward 2 was officially launched on Tuesday, April 2, 2013 in Alberta. The following programs are open and accepting applications.

#### *Growing Forward 2* Programs Accepting Applications

- ✓ **Agri Processing Automation and Efficiency** - Crop Dana Pierce at (780) 980-4220, or [dana.pierce@gov.ab.ca](mailto:dana.pierce@gov.ab.ca)
- ✓ **Agri Processing Automation and Efficiency** - Livestock Cody Cunningham at (403) 340-7089 (work), (403) 341-9848 (cell) or [cody.cunningham@almaltd.ca](mailto:cody.cunningham@almaltd.ca)
- ✓ **Agri Processing Product and Market Development** - Crop Dana Pierce at (780) 980-4220, or [dana.pierce@gov.ab.ca](mailto:dana.pierce@gov.ab.ca)
- ✓ **Agri Processing Product and Market Development** - Livestock Cody Cunningham at (403) 340-7089 (work), (403) 341-9848 (cell) or [cody.cunningham@almaltd.ca](mailto:cody.cunningham@almaltd.ca)
- ✓ **Animal Health Biosecurity Delivery Agent Erica Holm** at (780) 644-3247 or [erica.holm@gov.ab.ca](mailto:erica.holm@gov.ab.ca)
- ✓ **Business Management Skills Development** Doug Macaulay at (780) 980-4878 or [doug.macaulay@gov.ab.ca](mailto:doug.macaulay@gov.ab.ca)
- ✓ **Confined Feeding Operation Stewardship** Shivani Tarksis at 780-427-3908
- ✓ **Food Safety Systems Delivery Agent** Pramod Kumar at (780) 638-3690 or [pramod.kumar@gov.ab.ca](mailto:pramod.kumar@gov.ab.ca)
- ✓ **Food Safety Systems Processor** Bonnie Chiu at (403) 948-1524 or [bonnie.chiu@gov.ab.ca](mailto:bonnie.chiu@gov.ab.ca)
- ✓ **Irrigation Efficiency** Please contact the Ag-Info Centre at 310-FARM (3276) to find out more about the program, or to speak with the program lead.
- ✓ **Livestock Welfare Processor** Please contact the Ag-Info Centre at 310-FARM (3276) to find out more about the program, or to speak with the program lead Or e-mail [livestockwelfare@gov.ab.ca](mailto:livestockwelfare@gov.ab.ca)
- ✓ **On-Farm Stewardship** contact Diane Bingham 780-632-5487 [Diana.bingham@gov.ab.ca](mailto:Diana.bingham@gov.ab.ca)
- ✓ **On-Farm Water Management** To find out more about the program, or to speak with an ARD Water Specialist, please contact the Ag-Info Centre at 310-FARM (3276) Lethbridge area contact is Joe Harrington 403-381-5846 [joe.harrington@gov.ab.ca](mailto:joe.harrington@gov.ab.ca)
- ✓ **Traceability Pilot** Myles Sosnowski 780 427-7708 [myles.sosnowski@gov.ab.ca](mailto:myles.sosnowski@gov.ab.ca)
- ✓ **Traceability Technology Adoption** Myles Sosnowski 780 427-7708 [myles.sosnowski@gov.ab.ca](mailto:myles.sosnowski@gov.ab.ca)
- ✓ **Traceability Training** Katherine Altman at 780-415-9767 or [katherine.altman@gov.ab.ca](mailto:katherine.altman@gov.ab.ca)

For a further program details, please refer to the specific program pages on the Growing Forward website [www.growingforward.alberta.ca](http://www.growingforward.alberta.ca) or the program contacts listed above.

## AG. SERVICE BOARD Services Offered and Rental Rates for 2015

### GREAT PLAINS NO TILL DRILL

**15 Acres or Less:** \$25 Service Charge plus Flat Fee of \$200 or

**16 Acres or More:** \$25 Service Charge Plus \$12 Per Acre

- \$100 clean fee if drill is not cleaned satisfactorily
- Maximum of 80 Acres

### PASTURE PIPELINE PLOUGH

\$25 Service Charge Plus \$50 per Day

### CASE UNLOADER C/W AUGER/TREE SPADE C/W OPERATOR

Rural \$25 Service Charge Plus \$100 per Hour;  
Urban \$30 Service Charge Plus \$125 per Hour

### RURAL TREE SPRAYING & BIN SPRAYING C/W

**TWO OPERATORS IS** \$100 per hour plus the cost of chemical plus \$25 Service Charge

**BIN FUMIGATING C/W TWO OPERATORS** is \$100 per hour plus the cost of chemical plus \$25 Service Charge

**WEED SPRAYING - PRIVATE** – Prohibited Noxious and Noxious Weed Control - Policy 630.19 -\$25 Service Charge/ \$125 per hour Plus Total Cost of Chemical Based on 2 ATV's OR Based on 3/4 Ton 4x4 Truck/sprayer.

**TREE PLANTERS** – \$25 per Day

**PLASTIC MULCH APPLICATOR** – \$25 per Day

**SKUNK AND RACCOON TRAPS** – \$100 Deposit, 30 Days Maximum, Deposit Cashed 10 Days after First Phone Call

**RFID TAG READER** – \$15 Per Day Plus \$100 Damage Deposit is required at Time of Pick Up

**MOWING** – Hamlets \$80.00/hr  
– Private Rural \$93.00 per Hour

*If you are interested in any of these services please call the*

**Ag Service Board at 403-642-2255**

for more information or to be put on the list.





abinvasives.ca  
info@abinvasive.ca



Last Updated January 2014



## Hound's Tongue


*Cynoglossum officinale*



ASRD



ASRD



John M. Randa // The Nature Conservancy

### Overview:

This biennial plant produces a rosette in the first year of growth and a flowering bolt in the second year. It produces a woody taproot and reproduces by seed only. Fresh and dried plant matter contains toxic alkaloids that cause irreversible liver damage. Native to Eurasia, hound's tongue arrived as a contaminant of crop seed. All parts of the plant are covered with bristly hairs. The plant's name comes from the resemblance of the leaf's shape and roughness to a dog's tongue.

Non-flowering plants can be confused with stickseed (*Lappula* genus) – stickseeds have spines on seeds rather than hooked burs. Two native plant diseases will cause brown spots or mildew but not enough to kill the plants.

### Habitat:

Prefers drier, well-drained sites, but is tolerant of alkaline soils. Hound's tongue can grow under both deciduous and coniferous forest canopy.

### Identification:

**Stems:** Are erect and usually branched in the upper portion, growing to 1.5 m tall. There may be one or several stems per plant.

**Leaves:** Leaves have distinct veins, smooth margins, pointed tips, and can be up to 30 cm long. Basal and rosette leaves are broader and have stems. Leaves become smaller, lance-shaped, and alternate on bolting plants and clasp the stem.

**Flowers:** Flowers are reddish-purple, have 5 petals and hang in small clusters from panicles that originate in the leaf axils. Flowers are self pollinating.

**Seeds:** Each flower produces 4 barbed nutlets, each about 7 mm long. Seeds usually remain on the plant until disturbed. Seeds are viable up to 3 years on the plant and about one year if buried.

### Prevention:

Hound's tongue is a weak competitor and requires disturbance to become established – cattle loafing areas and wallows are

common starting points for an infestation. Healthy rangeland will be resistant to invasion. The heavily barbed seeds of Hound's tongue cling readily to clothing and animal hair/fur - wherever the seed carrier goes, so does the weed. Therefore, preventing flowering and removing seed is the number one way to prevent this plant's spread.

### Control:

**Grazing:** While the growing plant is unpalatable to grazers, hound's tongue in cured hay is readily consumed and poisonous to cattle and horses: sheep seem to be less affected. The toxic alkaloids stop liver cells from reproducing and animals may live for 6 months or more after consuming a lethal dose. There is no medical recourse. Heavily burred cattle and sheep suffer physical stress and are devalued at market. Hound's tongue infested rangeland is a self-reinforcing spiral that destroys forage resources for both wildlife and livestock.

**Cultivation:** Repeated cultivation is effective in cropland situations.

**Mechanical:** Mowing before flowering will prevent seed production. Hand-pulling is very effective but in harder soils the root will break off, resulting in re-sprouting. Instead, the root can be severed below ground level with a knife or shovel and re-sprouting should not occur. Any seed should be disposed of in landfill-bound garbage or thoroughly burned.

**Chemical:** Currently no selective herbicides are registered for use on hound's tongue. Always check product labels to ensure the herbicide is registered for use on the target plant in Canada by the Pest Management Regulatory Agency. Always read and follow label directions. Consult your local Agricultural Fieldman or Certified Pesticide Dispenser for more information.

**Biological:** Two biological control insects (*Mogulones cruciger*, *Longitarsus quadriguttatus*) have been successfully established on test plots in BC and Alberta, but one (*L. quadriguttatus*) has moved off the target plants and is no longer recommended.



abinvasives.ca  
info@abinvasive.ca





## COW CALF KNOWLEDGE NUGGETS

from [foragebeef.ca](http://foragebeef.ca)

- By separating your business into profit centers, you can allocate associated costs and profits and evaluate winners and losers. This separation will give you direction when deciding on future ventures or how to scale down your operation.
- Commit to identifying and writing goals for each profit center. Resource management goals, personal goals, and business goals are three specific goals to be written for each beef business. By writing these goals down, future management decisions become much easier.
- If you are only doing the work of a hired hand, don't expect a manager's wage. If you want a manager's salary, spend most of your time doing the work of a manager.
- Don't forget that feed produced on your land, whether it is grass, hay, silage or crop residues, still has a value. Assign these costs to your cattle business, so you can begin to evaluate the value of your forage business.
- When entering any lease agreement, it is important for both parties to decide how much risk and responsibility each is willing to take. Make sure agreements are in writing. Sometimes it is more important to have trust in your leasee and leaser than to have the best possible price.
- Try to find the best market for your cull animals. Rather than dumping culled cows into a market, placing them in a feeding program to increase marbling, tenderness, flavor, body weight and whiten the fat may result in higher returns.
- Track the profitability of your herd size. Bigger is not always more efficient. Knowing what herd size creates the most efficient use of your resources is important to increase profitability.
- Deciding how to replace breeding stock is an important decision. Raising replacements requires separate management, labor, facilities and feed. However, purchasing replacements can also be expensive and animal performance is less known. Evaluating which method is best for your business is important before making a decision.
- Risk is a part of every business. Identify and understand the risks your business faces and plan how you will deal with them.
- There are five main types of available markets that producers can access. These include direct sales (farm gate and feedlot direct), commission sales (auction market), direct sales with commission (e.g. ranch sales, electronic auctions), forward contracting, and satellite video auctioning. Understand what is involved in each of these methods and decide which works the best for the product you offer.
- There are seasonal effects on the pricing of different ages of cattle. Be aware of this and try to match the animals you sell to the best season for the price for that class of animal.

### SPRING News Letter Info 2015

#### Dust Suppression

Changes have been made to the **Dust Suppression Policy #320.51**. This policy and others can be found on the County of Warner Website at [www.warner-county.ca](http://www.warner-county.ca)

The county will not be offering oil as a form of dust suppression.

The length of Dust suppression allowed has been changed.

The cost and application time frame in which the applications will be offered has changed as well.

**Applications must be in by May 15th of the current year.**

#### Gravel

Individual landowners are allowed to purchase a maximum of forty (40) yards of gravel per year. This gravel can either be spread on a lane or roadway, or placed in a pile at a location agreed to by the land owner and gravel foreman or his designate. Request forms can be found on the County of Warner No. 5 website at [www.warnercounty.ca](http://www.warnercounty.ca) or can be picked up at the Public Works Shop – they can be faxed, emailed or delivered in person to Public Works. The delivery of gravel will be done when we are at the closest pit. For more information please call 403-642-3833 Deadline for requesting yard gravel will be **May 15 of the current year.**

#### Bridge Markers and Signs

Signs are for everyone's safety and to inform travellers of numerous different regulations and road conditions. We have our labour crew continuing to deal with signs that have been used for target practice or just being knocked down. If you happen to accidentally hit a sign please call the public works shop and let us know. With the evolution of farm equipment getting bigger we have been installing signage to try and accommodate for the width of the equipment. Bridges have removable bridge marker post that can be pulled out then replaced after you have passed across the bridge deck.

#### HOLD HARMLESS AGREEMENTS

Must be signed if you don't have one they are available on the website or at the Administration Office or the Public Works Shop. These agreements must be signed before any County Equipment can perform work on private property such as hauling gravel, snowplowing lanes, weed spraying, tree spraying, tree moving, etc., etc.

#### WHAT'S HAPPING THIS YEAR

The Public works crews will be out doing a number of road construction and rehabilitation projects around the county this season. In an effort to make travelling on our roads safer we are implementing new techniques and processes to the way we construct and rehab our roads. One new process that were introducing is base stabilization this will be taking place in various parts of the County. When travelling through these work areas watch out for workers and equipment.

Crews will be out graveling, replacing signs, culverts, maintaining bridge structures so again please keep an eye out for construction signs and workers.

### BSE Surveillance is Everyone's Responsibility: Do your Part



# Test me for BSE

Help keep Alberta beef markets open by supporting BSE surveillance.

Contact your veterinarian to assess and collect samples from eligible cattle for BSE testing.



Call 310-FARM (3276) [www.agriculture.alberta.ca/bse](http://www.agriculture.alberta.ca/bse)





## A message from **Ridge Regional Public Safety Services**

With Spring time arriving and the change in the weather, we have been noticing an increase of hay bales being hauled in the County. Most of the loads are being secured properly, but not all of them. This is due to a lack of knowledge and misinterpretation of cargo securement laws for hauling hay bales. All loads being hauled in the county must follow the National Safety Code Standard 10 Cargo Securement guidelines Part 1 Divisions 1-5. The standard 10 sets all requirements for hauling any types of loads and farmers are NOT exempt from these requirements except for 2 sections within that standard. The Commercial Vehicle Safety Regulation states:

Sec. 17(5) The provisions of sections 10 and 22 of NSC Standard 10 do not apply to a commercial vehicle that is registered as a Class 2 farm vehicle, or a commercial vehicle that is operated under contract with a farmer for the purpose of



hauling hay, used either singly or in combination with one or more trailers, when it is transporting stacks or round or rectangular bales of hay or straw within a 50-kilometre radius of the loads place of origin if

- (a) the vehicle while transporting the load does not exceed
  - (i) the posted speed limit, where the posted speed limit is lower than 80 kilometres per hour, or
  - (ii) 80 kilometres per hour, where the posted speed limit is 80 kilometres per hour or higher, and
- (b) the vehicle is not operated on any highway or portion of a highway listed in Schedule 7 except to cross the highway.

This means that all bales must be tied down with a force equal to at least 20% of the weight of the article

being hauled as stated in Section 5(2) in Part 1 of the NSC Standard 10 requirements. To find these requirements, use Google and type in NSC standard 10. The Standard is several pages long, but will give the information required to make sure that all loads are being secured properly to ensure the safety of all users of highways and county roads. The picture below shows a load of bales that is incorrectly secured. All bales on the top row must have a strap going over top of them applying a down force of at least 20% of the bales weight. any loads being hauled like the one in the picture could result in fines of \$575 for each bale not properly secured.

If you have any questions regarding securement of loads, please contact Officer Sawatzky at 403-635-0424 and I will be happy to answer any questions you may have. Together we can help make sure loads are safe to transport and no one is endangered by a improperly secured load.



## Controlling of Richardson Ground Squirrel

The County of Warner No.5 Agriculture Service Board is urging all farmers and ranchers to consider early control of the gopher population, before green grass appears.

**Products available for purchase through the ASB shop include:**

- 2% Liquid Strychnine Concentrate for Agricultural producers: rate at 250 ml bottle @ \$7.50 each in 1 kg of clean (hulled or hullless) oats or wheat.
- The rodenticide Rozol (anti-coagulant) Ready-To-Use Premix in 20 lb pail @ \$70 and 50 lb bag @ \$150.
- Also registered for ground squirrel control in Alberta is the fumigant, aluminum phosphide and is available to producers with a valid Farmer's Pesticide Certificate (FPC).

**\*\* You CANNOT buy fumigants if you don't have a valid Farmer's Pesticide Certificate \*\***

- "Accessing and using fumigants has become more complex as requirements for application and record keeping have changed. Products containing phosphine are highly toxic and rules have been recently updated to reduce the risk to both the applicators and the public." (ARD)

- **Labeling Requirements for Fumigating Rodent Burrows:** Purchase or rental use of a National Institute of Occupational Safety and Health (NIOSH) approved respirator is required.
- Fast acting fumigant must not be used within 500 meters (1,500 ft) of residential area
- When the air or soil temperature is below 5°C, fumigation is not recommended.

**Other gopher control methods include:**

- Shooting, using traps, cultivating burrows
- Biological controls – nest boxes or owls and hawks.  
Leaving existing lone trees in place and protecting lone trees from rubbing or damage by cattle.
- Cultural controls – crop rotation, use of buffer zones etc.

**To purchase these products please stop in at the Ag. Service Board Shop in Warner or if you require more information please contact Jamie Meeks at the Agriculture Service Board Shop at (403) 642-2255.**





## Artificial Nest Poles for Ferruginous Hawks

### Helping a Hawk at Risk

The ferruginous hawk (*Buteo regalis*) has experienced dramatic population declines and range contraction in Alberta. The species is listed as Endangered under the Alberta Wildlife Act and Threatened under Canada's Species at Risk Act.

Nest sites are one factor that limit the number of breeding pairs. Installing artificial nest poles can help to increase the number of nesting hawks.

This brochure contains information for landowners interested in providing artificial nest poles for ferruginous hawks.

### Few and Far Between

A 2010 inventory estimated the population at only 643 pairs (plus or minus 169). This is less than half the number of birds found in a 1992 population survey.



### Pest Control on a Pole

By inviting ferruginous hawks on to your land, you will enjoy a lower ground squirrel population. One pair of nesting hawks will consume up to 500 ground squirrels in a single nesting season!



## If You Build It... they may come

### How to Install a Successful Nest Pole

#### Location, Location, Location

Careful consideration of where to place a nest platform is very important. Poles should only be considered where natural nest substrates (trees or cliffs) have historically occurred, but human activity or environmental factors have destroyed or removed them.

To optimize the chance that ferruginous hawks will move in, look for sites that have the following characteristics:

- 1. Native Prairie Habitat**  
Ferruginous hawks prefer areas that are at least 50% native prairie.
- 2. Prey for Hawks**  
Nest poles should be installed in areas with healthy populations of Richardson's ground squirrels (gophers).
- 3. Distant From Other Nest Sites**  
As ferruginous hawks are territorial, artificial nest poles should be located at least 800 m (half a mile) from other suitable nesting sites such as cliffs, trees and other functional artificial platforms.
- 4. Peace and Quiet**  
Ferruginous hawks are very sensitive to human disturbance and they would be unlikely to use a nest platform near paved or gravel roads, power lines, oil and gas developments or farmyards.
- 5. No Other Species at Risk Nearby**  
Installing a hawk nest pole near a sage grouse lek or burrowing owl den could be very detrimental to those equally sensitive species.



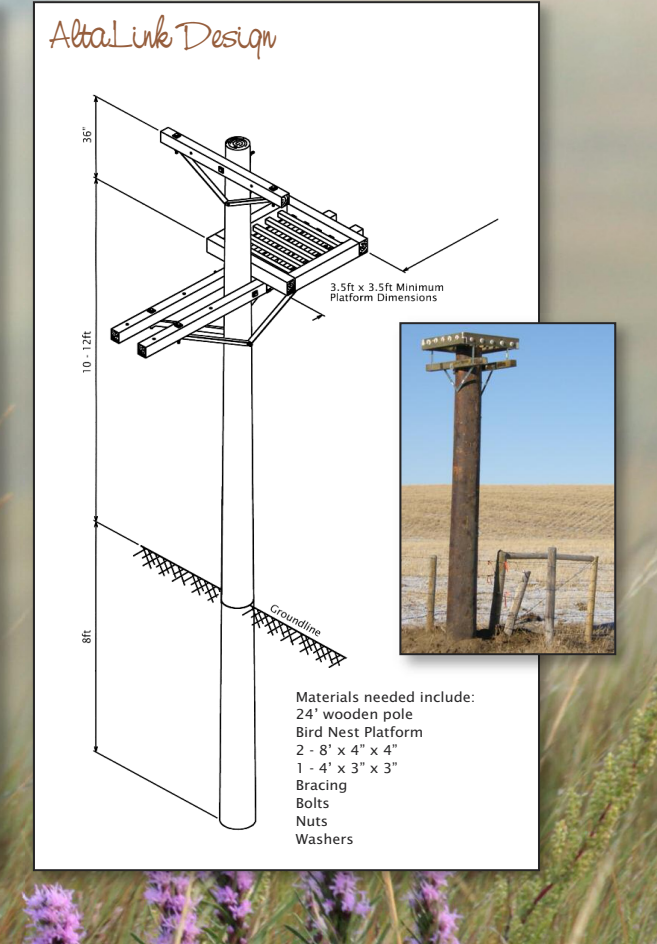
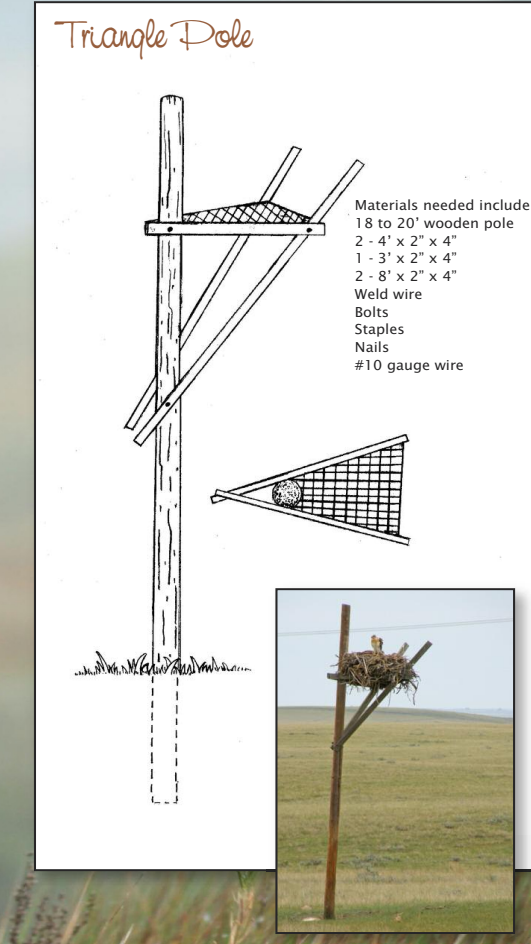
#### Timing

Install nest poles after July 31st and before March 15th to avoid the breeding period for ferruginous hawks and other sensitive prairie species. Ideally poles should be installed when the ground is dry or frozen, to avoid damaging native grasslands.

If you are interested in installing an artificial nest pole for ferruginous hawks, contact the Provincial Ferruginous Hawk Lead for help in siting and monitoring your artificial nest pole (see back page for contact information).

#### Design

There are two designs that are successful in Alberta: The Triangle Pole (adapted from the North American Waterfowl Management Plan) and the design provided by AltaLink.



#### Keeping Track

Once a nest pole is in place, it's important to keep an eye on it. Every year you should watch the nest pole from a distance (at least 200 meters or yards) to determine whether it is being used and if so, by which species.

Report your findings to the Provincial Ferruginous Hawk Lead, even if the nest pole is not being used. Data sheets for monitoring nest activity are also available. This information will help determine how effective artificial poles are for ferruginous hawk population recovery and also whether there need to be any changes to the platform and pole design.

Check the integrity of the pole and platform structure every five years and repair any damage once the nesting season is over.

#### Further Information & Contacts

For further information and for assistance in siting artificial nest poles, contact: Brandy Downey, Provincial Ferruginous Hawk Lead • brandy.downey@gov.ab.ca or 403-381-5526

You can also contact:  
 Brad Downey, Alberta Conservation Association Biologist  
 brad.downey@ab-conservation.com or 403-382-4364

More information on prairie species at risk can be found on the MULTISAR website at [www.multisar.ca](http://www.multisar.ca). The information presented here is based on the following report:

Migaj, A., C. M. Kemper, B.L. Downey, 2011. Ferruginous hawk artificial nest poles: inventory and construction protocol. Alberta Sustainable Resource Development, Fish and Wildlife Division, Alberta Species at Risk Report No. 140, Edmonton, AB. 22 pp.

This report is available online at: [srd.alberta.ca/FishWildlife/SpeciesAtRisk/documents/SAR140-FerruginousHawk-ArtificialNestPoles-Mar2011.pdf](http://srd.alberta.ca/FishWildlife/SpeciesAtRisk/documents/SAR140-FerruginousHawk-ArtificialNestPoles-Mar2011.pdf)

Photo Credits:  
 Gordon Court, Brad Downey,  
 Paul Jones, Anna Migaj,  
 Adam Moltzahn, Liz Saunders,  
 Corey Skiftun








12TH ANNUAL SOUTHERN ALBERTA Grazing School for Women



DINOSAUR PROVINCIAL PARK JULY 22<sup>ND</sup> & 23<sup>RD</sup>, 2015



TOPICS INCLUDE:

- Grazing Practices
- Range Health
- Plant & Weed ID
- U of A Research Ranch
- Riparian Health
- Riparian Grazing
- Ranching Women
- Aquatic Invasives
- Integrated Pest Management
- Animal Welfare: Jennifer Woods

REGISTRATION DEADLINE: JULY 10<sup>th</sup>  
REGISTRATION FEE: \$100.00 Meals Included  
(Accommodation Not Included)

ACCOMODATION OPTIONS:

Camping Dinosaur Provincial Park, \$38/night  
Cabin Rentals, double occupancy \$30/night  
Call Holly White at (403) 633 0352 to book  
accommodation at Dinosaur Provincial Park  
Brooks – 30 Minute Drive

For more information or to register contact  
Amanda Halawell: ahalawell@cowsandfish.org  
Phone (403) 451-1182 Fax (403) 274-0007


[www.southernalbertagsw.blogspot.ca](http://www.southernalbertagsw.blogspot.ca)



Find us on Facebook!  
"Grazing School for Women"



Use the Hashtags  
#RanchingWomen #SAGSW2015







# Attention Growers

Announcing changes to pesticide return programs—and they're as easy as 1-2-3.



NEW

1

**Bulk Containers**

RETURN TO RETAILER

Return all bulk pesticide containers to your crop inputs retailer. Do not return any bulk containers to municipal collection sites.



NEW

2

**Obsolete Pesticides**

HOLD ON FARM

Store all obsolete pesticides safely on-farm until called in for scheduled pick up at designated collection sites.



UNCHANGED

3

**Small Pesticide Containers**

RETURN TO MUNICIPALITY

Continue to return small pesticide containers (under 23L) to your local municipal collection site.



**REMEMBER:**  
Triple rinsing containers is essential!

These changes are now in effect and more detail can be found at [cleanfarms.ca](http://cleanfarms.ca). Thank you Alberta growers for your cooperation and leadership in ag-waste stewardship.



## Coming to Southern Alberta in the fall of 2015

Return your unwanted or obsolete pesticide and livestock medications

Farmers: safely dispose of your unwanted agricultural pesticides and livestock/equine medications in the fall of 2015, at no charge.

A full list of collection sites across Southern Alberta will be posted on the CleanFARMS website in the summer of 2015.



For more information, please call CleanFARMS at 1-877-622-4460 or visit [www.cleanfarms.ca](http://www.cleanfarms.ca)







# CLEAN + DRAIN + DRY YOUR BOAT



motor prop bilge live-wells axle bunks trailer rollers hull dock-lines bait bucket anchor prop

Props, boats and natural ecosystems can be ruined by zebra mussels and other aquatic invasive species. Take a few simple steps to preserve our lakes and fisheries: **CLEAN** off the plants and debris, **DRAIN** bilges and ballast, and **DRY** any wet areas of your boat.



ZEBRA MUSSELS



QUAGGA MUSSELS



EURASIAN WATERMILFOIL



## DON'T LET THEM CATCH A RIDE STOP AQUATIC HITCHHIKERS

TO REPORT INVASIVE SPECIES:  
**1-855-336-BOAT (2628)**  
[esrd.alberta.ca](http://esrd.alberta.ca)



*County of Warner (clean, drain, dry)*

### HENINGER RESERVOIR

This 210 acre site is located approximately 50 km northeast of Milk River and provides access to a stocked reservoir for rainbow trout angling opportunities. Other recreational opportunities include upland game bird and waterfowl hunting, nature viewing and photography. A parking area, boat launch, garbage cans and sanitary facilities are available.



*County of Warner (clean, drain, dry)*

### TYRRELL LAKE

This 72 acre site is located approximately 42 km south of Lethbridge on Highway 4 and consists of upland habitat and an access point for fishing. Travel south on Highway 4 from Lethbridge and then turn east on Twp Rd 54 and travel 2.5 km. Wildlife found in the area includes upland game birds, waterfowl, shorebirds and a variety of small mammals and songbirds.



*County of Warner (clean, drain, dry)*

### RIDGE PARK

Located on a huge irrigation reservoir with 31 powered sites and 17 non powered sites, two camp kitchens, boat ramp, swimming area, washrooms, overflow area and RV Dump Station. Potable water is available. The park is owned by the County of Warner No. 5, however, maintenance and fee collection is contracted out. The park is open from April 15 to October 15. Fees: Power \$30, no power \$20, day use/boat dock fee \$5.

The park is located on Secondary Highway 506. No reservations accepted. Limited long term sites available.

*County of Warner (clean, drain, dry)*

### CHIN LAKE

Chin Park is located on a large irrigation reservoir. It is located on Highway 36, approximately 22 miles north of the Village of Warner and south of the Town of Taber on Chin Reservoir. There are 12 sites with electrical hookups and an overflow area. The park is owned and maintained by the County of Warner No. 5. There is a new boat dock, boat ramp, swimming area, camp kitchen, and washrooms. Potable water is available. The park is open from April 15 to October 15.

Fees: Overnight with power \$30, no power \$20, day use/boat dock fee \$5. No reservations accepted.

RIDGE and CHIN PARK: Info Seasonally at 403-642-3635  
Non Service Site/Night \$20; Electrical Service Site/Night \$30,  
Day Use/Boat  
Dock fee \$5

The park is open from April 15 to October 15.







## RIDGE RESERVOIR

# Water Quality Stewardship Initiative

*Written by Sam Wirzba*

The quality of our water resources and the natural environment matters to all of us. It is for this reason that the County is proceeding with projects that improve water quality within Ridge Reservoir and that restore degraded lands along the reservoir's edge.

The County – working closely with its partner, Alberta Environment and Sustainable Resource Development (ESRD) – began work on a series of stewardship projects around Ridge Reservoir early in 2014. Beginning at the reservoir's west end (i.e., Ridge Inlet), the partners are overseeing the fencing of shore lands, the seeding of disturbed ground to various grasses, and are undertaking remedial work where significant impacts have occurred to the shore lands. Under the leadership of the Alberta Conservation Association, a number of conservation organizations have been working closely with the Partners to rehabilitate reservoir shore lands and establish permanent cover. At some locations shrubs and trees will be planted. These actions will provide valuable wildlife habitat and create a continuous vegetated buffer around the entire reservoir to intercept and filter overland run-off from adjacent upland

areas.

Reservoir shore lands are owned by ESRD, and are referred to as the "provincial land corridor". These lands are required by the Alberta Government to operate the reservoir and to contain any future flooding that might occur. This provincial land corridor has existed for several decades (dating back to the creation of Ridge Reservoir in the late 1950s), but has not been clearly identified for the benefit of adjacent landowners and the public. The installation of a fence will identify the location the provincial land boundary and will assist in keeping unauthorized activities off provincial lands. The public is welcome to use provincial corridor lands, when travelling on foot, to access the reservoir. ESRD is currently engaged in a planning exercise to clarify the future management of the provincial land corridor.

Nine separate stewardship projects have been identified around Ridge Reservoir. These are referred to as projects "A" to "I", and encompass all provincial corridor lands on the north and south shore of Ridge Reservoir. Projects "A" and "B" were the focus of activity in 2014. This year, the Partners will be commencing with new projects further east along the south shore (i.e., projects "C" and "D") as well as project "H" on the north shore, as funding allows.

A key aim of the MRRRWQSI initiative is the improvement of water quality. To that end a water sampling program will also be undertaken this year and will follow the water sampling design that was used in 2014. Water quality data from these sampling programs will be shared with County residents at the end of a 3-year sampling period, at which time it will be possible to see in what direction water quality is moving.

The MRRRWQSI work team has developed an Annual Report for 2014 – its first full year of operations. This report can be requested by contacting Patty Davis at the County's Agricultural Services Board at 403-642-2255 or pdavis@warnercounty.ca. In the future, the MRRRWQSI will be establishing a project webpage where County residents can access helpful information on the stewardship initiative.

*If you have any questions about the initiative, please do not hesitate to call:*

**JAMIE MEEKS,**

**Ag Fieldman at the County of Warner Ag. Services Board: 403-642-2255**

**Owen Gibson**

**(Land and Contract Management Coordinator, ESRD): 403-381-5298**





## Volunteer firefighters Awareness Week and Emergency Preparedness Week

May 3 to 9, 2015

The Alberta Fire Chiefs Association is running a firefighter appreciation and retention week May 3-9, 2015. Volunteer Fire Departments make up 97% of the fire departments in the Province of Alberta and 80 percent of the firefighters in the province. A special program has been developed to try to raise awareness for volunteer fire departments in the Province. [Albertavolunteerfirefighter.ca](http://Albertavolunteerfirefighter.ca) is the site that has been developed and has some good stories promoting the volunteer success stories out there. The County of Warner has supported this program and wishes to thank all of our volunteers for what they do.

### EMERGENCY PREPAREDNESS WEEK MAY 3-9, 2015

Emergency Preparedness Week is a national event coordinated in the first week of May every year by Public Safety Canada in collaboration with provincial and territorial governments and other partners. During Emergency Preparedness Week the Alberta Emergency Management Agency, in collaboration with municipalities across the province, encourages Albertans to be prepared to respond to the many different types of emergencies that can affect their lives.

### 72 hours, is your family prepared?

If you or your family are caught in an emergency or disaster, are you prepared? Do you have a 72-hour kit? An emergency plan?

Preparedness is a shared responsibility. We know that in some cases when a disaster occurs, it can take up to three days for emergency responders to reach you while they deal with the response and the most critically injured. Make sure you take the time now to prepare yourself with the items necessary to survive for a 72-hour period.

### 72-HOUR EMERGENCY KIT

No one knows for sure when disaster will strike, but we can all be prepared. Create your own 72-hour emergency kit, and you will have the necessary items to help you and your family until emergency responders can reach you. Below are items you may want to include in your kit.

#### FOOD AND WATER

*(3-day supply of non-perishables per person required)*

- protein/granola bars
- trail mix/dried fruit
- crackers and cereals
- canned meat, fish and beans
- canned juice
- water (4 L per person, include small bottles to carry with you)

#### BEDDING AND CLOTHING

- change of clothing (short- and long-sleeve shirts, pants, socks, undergarments)
- raincoat/emergency poncho/jacket
- spare shoes
- sleeping bags/blankets/emergency heat blankets per person
- plastic and cloth sheets
- Light and fuel
- hand-crank flashlight or battery-operated flashlights/lamps
- extra batteries
- flares
- candles
- lighter
- waterproof matches

#### EQUIPMENT

- manual can opener
- dishes and utensils
- shovel
- radio (with spare batteries/hand operated crank)
- pen and paper

*Continued on Page 15*



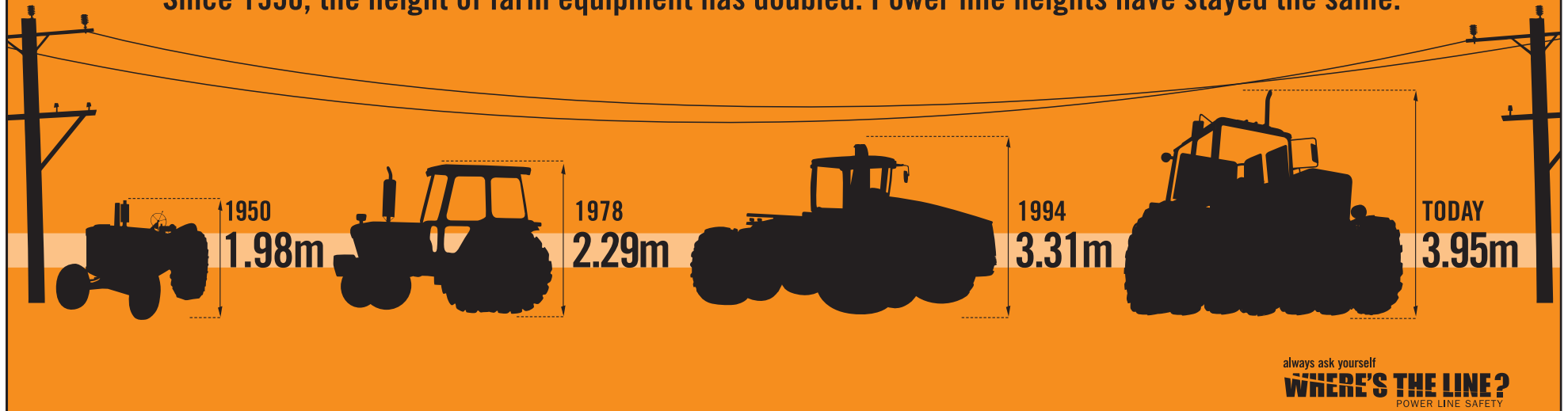
Ready-to-go Kit







Since 1950, the height of farm equipment has doubled. Power line heights have stayed the same.



always ask yourself  
**WHERE'S THE LINE?**  
POWER LINE SAFETY

## Raising THE BAR on safety

### FARM EQUIPMENT Height regulations for all industries

If equipment is over 4.15 metres high and will be travelling on a public road or highway in Alberta, it's considered over-height and requires a permit from Alberta Infrastructure and Transportation for transporting on public roads. If equipment is over 5.3 metres, the local utility must also be contacted in advance of the move.

### STAY "7 METRES SAFE" It can be the distance between life and death

An Operator and his equipment must stay a minimum of seven metres away from overhead power lines. When working closer, call the utility company. Always call Alberta One Call (1-800-242-3447) before digging to avoid hitting underground power lines.

Learn more about staying safe at [www.wherestheline.ca](http://www.wherestheline.ca)

# Is your family prepared?

Continued from Page 14

- axe/pocket knife
- rope
- duct tape
- whistle
- cellphone charger
- basic tools
- small stove with fuel (follow manufacturer's directions for operation and storage)

### PERSONAL SUPPLIES AND MEDICATION

- first-aid kit
- toiletries (toilet paper, feminine hygiene, toothbrush)
- cleaning supplies (hand sanitizer, dish soap, etc.)
- medication (acetaminophen, ibuprofen, children's medication, etc., and 3-day supply of prescription medication)
- pet food and supplies

- garbage bags
- toys/reading material

### COPIES OF PERSONAL DOCUMENTS, MONEY (IN WATERPROOF CONTAINER)

- legal documents (birth and marriage certificates, wills, passports, contracts)
- insurance policies
- cash in small bills
- credit card/s
- prepaid phone cards
- copy of your emergency plan and contact information

### READY-TO-GO KIT

Keep ready-to-go kit items in a backpack, duffle bag or suitcase, in an accessible place, such as a front-hall closet. Make

sure your kit is easy to carry, and everyone in the house knows where it is. Take it with you if you have to leave your house so you can be safe.

- 4 L of water for each person
- food that you don't have to keep cold
- manual can opener
- plastic/paper plates, cups, knives, forks, spoons
- flashlight and extra batteries
- change of clothes
- card with emergency contact information and the number of someone to call who lives out of town
- pet food and supplies for at least three days
- small first aid kit

- personal ID card
- personal hygiene items, soap, hand sanitizer
- Store medicine you usually take near your ready-to-go kit.

### IMPORTANT NOTES

● Update your kits every six months (put a note in your calendar/planner) to make sure that food, water, and medication are not expired, clothing fits, personal documents and credit cards are up to date, and batteries are charged.

● Small toys/games are important; they can provide some comfort and entertainment during a stressful time.

● Some items and/or flavours might leak, melt, or break open. Dividing groups of items into individual Ziploc bags might help prevent this.





## COUNTY OF WARNER Write-Break Literacy

is a free and confidential program that serves all of the communities in the County of Warner. We provide assistance to adults wanting help: completing forms or applications; preparing resumes and/or cover letters. Some of the courses we offer include: Computers for the Absolute Beginner; Navigate Your iPad, English as a Second Language for English for New Canadians. We also provide information sessions on obtaining a G.E.D. or becoming a volunteer tutor.

**For further information contact:**  
**Yolande at (403) 393-6647 or visit one of our locations:**

**MILK RIVER:** Tuesdays 1 - 5 p.m. at Town Office (board room)

**WARNER:** Wednesdays 9 a.m. - 4 p.m.  
Village of Warner Office

**RAYMOND:** Thursdays 10 a.m. - 1 p.m.  
Barons- Eureka-Warner FCSS Building

**STIRLING:** Thursdays 2 - 4 p.m. at the Library

## - County of Warner - FURTHER EDUCATION

### PDIC Professional Driver Improvement Course

This is a basic training in defensive driving for larger trucks. The course includes:

- Legislation
- Professional driving attitude
- Inspections and maintenance
- Defensive driving awareness
- Non-driving skills

**Date:** Wednesday, May 20

**Time:** 8:00 AM – 4:00 PM

**Location:** Warner Fire Hall

**Fee:** \$125

**Register by:** May 9

**Instructor:** Gateway Safety Services

**Minimum:** 6      **Maximum:** 20



Register with: Carolyn or Lynette, Further Ed Office,  
403-642-8607 or 403-642-2134 (evenings).

Send cheque to office, Box 278, Warner, AB T0K 2L0.

**We will be planning our fall courses in May.  
Please contact us if you have any requests at  
403-642-8607 or cotto@warnercounty.ca**

## Development Information

**ROAD SETBACKS** – Buildings and other developments/improvements such as dugouts, must be at least 150 feet from the center line of the nearest county road, unless the road is a primary or secondary highway. If the road is a primary or secondary highway, the setbacks are established by Alberta Transportation. New shelterbelts must be set back 25 feet from any property line and must be set back at intersections so sight lines are not obstructed. The above setbacks are also required for undeveloped road allowances.

**STOCKPILES** are defined as the temporary storage of materials on or off a hard surface. Materials stored include: soil, manure, forage crop, or machinery. The setbacks shown in the above paragraph must be met. A full Copy of the Land Use By-Law and Development application forms are available on our website [www.warnercounty.ca](http://www.warnercounty.ca).

## FIRE PERMITS

A fire permit is required before lighting any open fire in the County of Warner. This does not include screened burning barrels or fire pits at recreational areas. Please obtain a fire permit by calling your local fire department's fire chief. Their contact information is available on our website [www.warnercounty.ca](http://www.warnercounty.ca).

## COUNTY OF WARNER MAPS

Wall maps are available for purchase at the County office at a cost of **\$12<sup>00</sup>**  
**BOOKLET - \$20**

*If you require clarification on any of the discussed items,  
please contact the County office at 403-642-3635  
or 1-888-642-2241; fax 403-642-3631;  
email: [www.warnercounty.ca](http://www.warnercounty.ca)*



# REPORT RAT Sightings

Alberta  
AGRICULTURE



# 310-RATS

CALL IF YOU SEE A RAT

Call  
toll free 310-0000  
and ask for 853-8225

Alberta  
AGRICULTURE